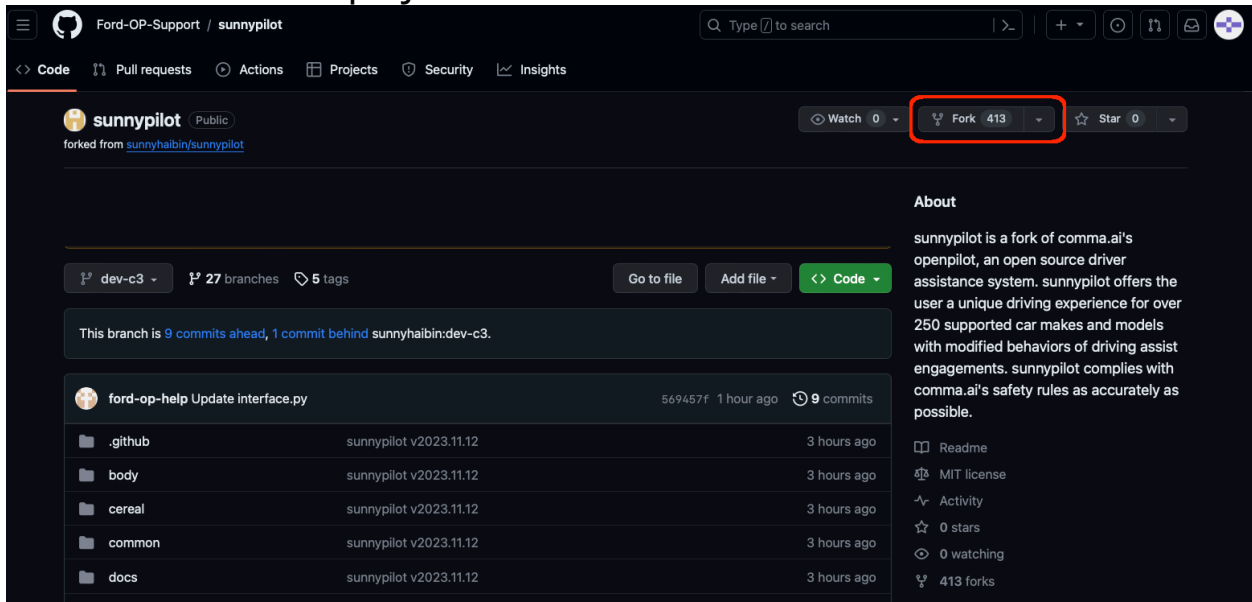
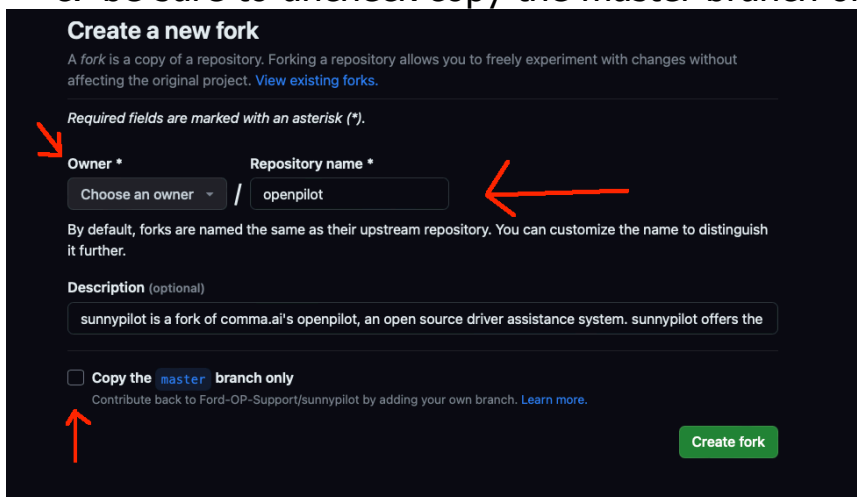


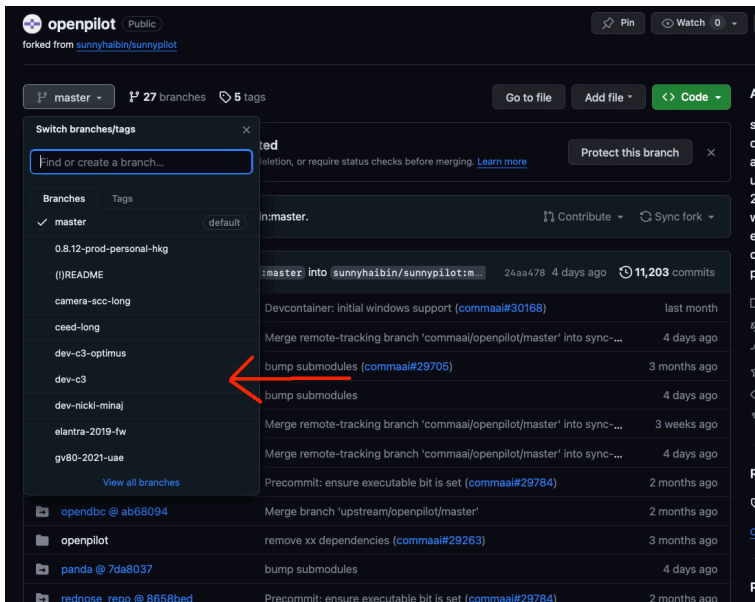
1. Comma.ai has not tested the F150 for all safety protocols yet, therefore it is an unsupported vehicle. **please be aware you are bypassing Comma safety protocols and are responsible for all results and must be ready to resume control of the car at any time if you complete this document.**
2. Capitalization and indentions are extremely important in the coding sections, so pay attention.
3. Create a github.com account.
4. Go to the URL: <https://github.com/sunnypilot/sunnypilot>
5. Create a Fork of the project:



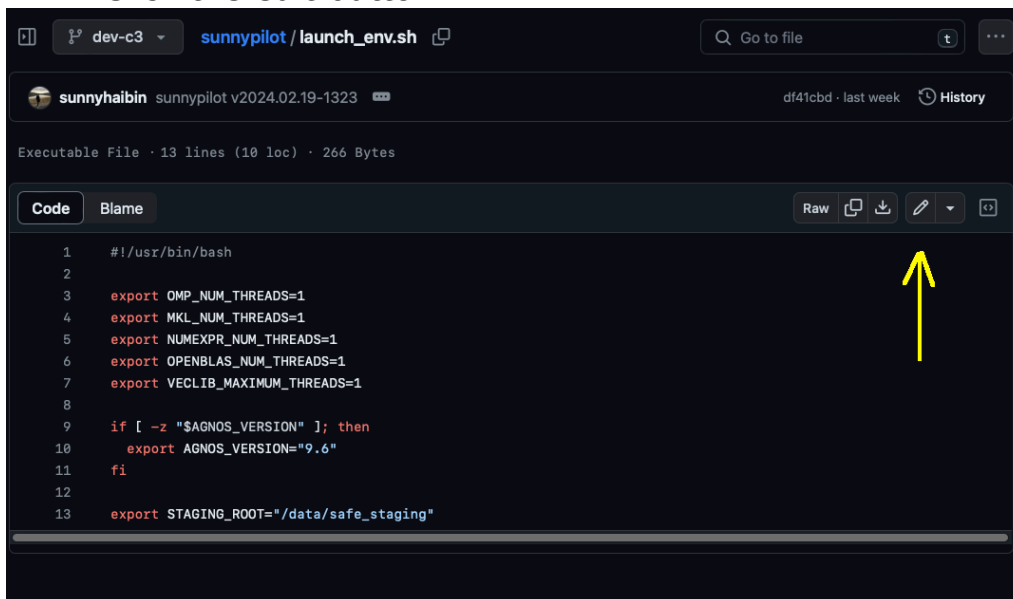
- 6.
7. Setup your fork:
 - a. choose your username as the owner
 - b. rename the repository to openpilot
 - c. be sure to uncheck copy the master branch only:



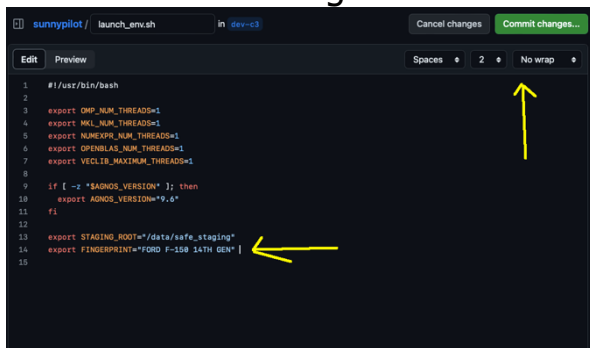
- 8.
9. Once on the home page of your project, choose the branch "dev-c3" from the drop down:



- 10.
11. Click on the file `launch_env.sh` in the root directory of the project.
12. Click the edit button:



- 1.
2. Add the line **`export FINGERPRINT="FORD F-150 14TH GEN"`** as the last line of the file
3. Click "Commit changes"



- 4.
5. Add a comment to your change so you can remember what you did:
6. You can now reinstall the software using the url:
 - a. `Installer.comma.ai/yourgithubusername/dev-c3`